

Aut.Int. Mugello 5.245 m

ACI Racing Weekend Mugello, 8-9 Luglio 2023

Euro4 Championship - Results Race 2

Laps 16 = 83,920 km - Avg 159,635 km/h - Race Time 31'32.517

No.	Driver	Nat	Entrant	Team	Car	Class	Laps	Time	Gap	Rel.	Fastest Lap
1	3 UGOCHUKWU Ugo	USA	Prema Racing	Prema Racing	Tatuus F4-T421		16	31'32.517		6	1'50.172
2	31 BOHRA Akshay	SGP	US Racing	US Racing	Tatuus F4-T421	R	16	31'33.643	1.126	1.126	7 1'50.280
3	13 WHARTON James	AUS	Prema Racing	Prema Racing	Tatuus F4-T421		16	31'37.774	5.257	4.131	6 1'50.579
4	23 LINDBLAD Arvid	GBR	Prema Racing	Prema Racing	Tatuus F4-T421	R	16	31'38.118	5.601	0.344	8 1'50.565
5	20 DAVID Zachary	MLT	US Racing	US Racing	Tatuus F4-T421	R	16	31'47.621	15.104	9.503	9 1'50.871
6	14 AL DHAHERI Rashid	UAE	Prema Racing	Prema Racing	Tatuus F4-T421	R	16	31'48.388	15.871	0.767	7 1'51.253
7	45 BEETON Jack	AUS	Van Amersfoort Racing	Van Amersfoort Racing	Tatuus F4-T421	R	16	31'49.394	16.877	1.006	8 1'51.278
8	37 SZTUKA Kacper	POL	US Racing	US Racing	Tatuus F4-T421		16	31'50.440	17.923	1.046	10 1'51.216
9	12 PRADEL Gianmarco	AUS	US Racing	US Racing	Tatuus F4-T421	R	16	31'53.644	21.127	3.204	9 1'51.428
10	9 SPINA Alfio	ITA	BVM Racing	BVM Racing	Tatuus F4-T421		16	31'57.494	24.977	3.850	9 1'51.582
11	76 NARAC Raphael	FRA	R-ace GP	R-ace GP	Tatuus F4-T421	R	16	31'58.051	25.534	0.557	7 1'51.430
12	4 SARRAZIN Pablo	FRA	Van Amersfoort Racing	Van Amersfoort Racing	Tatuus F4-T421		16	31'58.144	25.627	0.093	10 1'51.016
13	30 LUND Frederik	DNK	Van Amersfoort Racing	Van Amersfoort Racing	Tatuus F4-T421		16	31'58.471	25.954	0.327	7 1'51.864
14	71 PEEBLES Griffin	AUS	BVM Racing	BVM Racing	Tatuus F4-T421	R	16	31'59.123	26.606	0.652	8 1'51.691
15	66 LIU Ruiqi	CHN	US Racing	US Racing	Tatuus F4-T421	R	16	31'59.379	26.862	0.256	6 1'51.677
16	5 LARINI Davide	ITA	AKM Motorsport	AKM Motorsport	Tatuus F4-T421	R	16	32'01.651	29.134	2.272	6 1'51.859
17	93 QUINTARELLI Matteo	UAE	R-ace GP	R-ace GP	Tatuus F4-T421	R	16	32'04.717	32.200	3.066	6 1'51.554
18	8 TAPONEN Tuukka	FIN	Prema Racing	Prema Racing	Tatuus F4-T421	R	16	32'23.417	50.900	18.700	9 1'51.307
19	57 BHIROMBHAKDI Nandhavud	THA	PHM Racing	PHM Racing	Tatuus F4-T421		16	32'23.662	51.145	0.245	9 1'53.344
20	11 AKHMEDKHODJAEV Ismail	UZB	Van Amersfoort Racing	Van Amersfoort Racing	Tatuus F4-T421		16	32'23.962	51.445	0.300	12 1'52.810
21	21 HAUSMANN Tina	CHE	AKM Motorsport	AKM Motorsport	Tatuus F4-T421	R	16	32'43.211	1'10.694	19.249	4 1'53.343
22	16 NOBELS Aurelia Corine	BRA	Prema Racing	Prema Racing	Tatuus F4-T421		16	33'10.336	1'37.819	27.125	10 1'51.811
23P	17 DOMINGUES Ivan	POR	Van Amersfoort Racing	Van Amersfoort Racing	Tatuus F4-T421		15	34'10.143	1 Lap	1 Lap	8 1'52.274
24	47 LACORTE Nicola	ITA	Prema Racing	Prema Racing	Tatuus F4-T421	R	14	28'01.926	2 Laps	1 Lap	13 1'50.947
25	86 DE LA TORRE Diego	MEX	AKM Motorsport	AKM Motorsport	Tatuus F4-T421		11	22'49.556	5 Laps	3 Laps	9 1'53.307
----- Not Classified -----											
RET	15 BADOER Brando	ITA	Van Amersfoort Racing	Van Amersfoort Racing	Tatuus F4-T421		0				

Starting: 26 Classified: 25 Not Classified: 0 Retired: 1 Not Started: 0
 Fastest Lap N. 6 No. 3 Ugo Ugochukwu Time 1'50.172 Avg. 171,387 Km/h

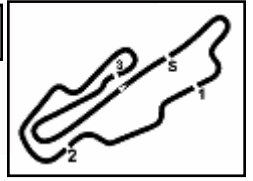
Humidity:	44%	AIR	32°C
Condition:	DRY	Track	48°C

Penalty and Infringement

11.34 **17 I. DOMINGUES** Time Penalty 2 minutes - Using shortcut in T7

Stewards : Ronny Guarini Franco Trinci Sandro Montani

09/07/2023 Start End
 11:27 12:00



ACI Racing Weekend Mugello, 8-9 Luglio 2023

Euro4 Championship - Results by Class Race 2

Rookie

Laps 16 = 83,920 km - Avg 159,540 km/h - Race Time 31'33.643

No.	Driver	Nat	Entrant	Team	Car	Laps	Time	Gap	Rel.	Fastest Lap
1	31 BOHRA Akshay	SGP	US Racing	US Racing	Tatuus F4-T421	16	31'33.643			7 1'50.280
2	23 LINDBLAD Arvid	GBR	Prema Racing	Prema Racing	Tatuus F4-T421	16	31'38.118	4.475	4.475	8 1'50.565
3	20 DAVID Zachary	MLT	US Racing	US Racing	Tatuus F4-T421	16	31'47.621	13.978	9.503	9 1'50.871
4	14 AL DHAHERI Rashid	UAE	Prema Racing	Prema Racing	Tatuus F4-T421	16	31'48.388	14.745	0.767	7 1'51.253
5	45 BEETON Jack	AUS	Van Amersfoort Racing	Van Amersfoort Racing	Tatuus F4-T421	16	31'49.394	15.751	1.006	8 1'51.278
6	12 PRADEL Gianmarco	AUS	US Racing	US Racing	Tatuus F4-T421	16	31'53.644	20.001	4.250	9 1'51.428
7	76 NARAC Raphael	FRA	R-ace GP	R-ace GP	Tatuus F4-T421	16	31'58.051	24.408	4.407	7 1'51.430
8	71 PEEBLES Griffin	AUS	BVM Racing	BVM Racing	Tatuus F4-T421	16	31'59.123	25.480	1.072	8 1'51.691
9	66 LIU Ruiqi	CHN	US Racing	US Racing	Tatuus F4-T421	16	31'59.379	25.736	0.256	6 1'51.677
10	5 LARINI Davide	ITA	AKM Motorsport	AKM Motorsport	Tatuus F4-T421	16	32'01.651	28.008	2.272	6 1'51.859
11	93 QUINTARELLI Matteo	UAE	R-ace GP	R-ace GP	Tatuus F4-T421	16	32'04.717	31.074	3.066	6 1'51.554
12	8 TAPONEN Tuukka	FIN	Prema Racing	Prema Racing	Tatuus F4-T421	16	32'23.417	49.774	18.700	9 1'51.307
13	21 HAUSMANN Tina	CHE	AKM Motorsport	AKM Motorsport	Tatuus F4-T421	16	32'43.211	1'09.568	19.794	4 1'53.343
14	47 LACORTE Nicola	ITA	Prema Racing	Prema Racing	Tatuus F4-T421	14	28'01.926	2 Laps	2 Laps	13 1'50.947

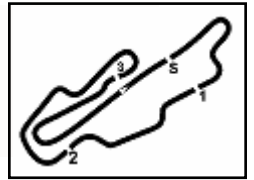
Starting: 14 Classified: 14 Not Classified: 0 Retired: 0 Not Started: 0
 Fastest Lap N. 7 No. 31 Akshay Bohra Time 1'50.280 Avg. 171,219 Km/h

Humidity:	44%	AIR	32°C
Condition:	DRY	Track	48°C

Clerk of the Course : Antonio Canu

Race Director : Alessandro Ferrari

Start	End
09/07/2023 11:27	12:00



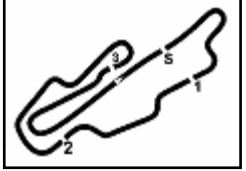
Aut.Int. Mugello 5.245 m

ACI Racing Weekend Mugello, 8-9 Luglio 2023
Euro4 Championship - Lap Chart Race 2

	Lap															
	1	2	3	4	5	6	7	8	9	10	11	12	13	14	15	16
1	23	23	3	3	3	3	3	3	3	3	3	3	3	3	3	3
2	3	3	31	31	31	31	31	31	31	31	31	31	31	31	31	31
3	13	13	13	13	13	13	13	13	13	13	13	13	13	13	13	13
4	37	37	23	23	23	23	23	23	23	23	23	23	23	23	23	23
5	31	31	20	20	20	20	20	20	20	20	20	20	20	20	20	20
6	20	20	37	37	37	37	37	37	37	37	37	47	47	47	14	14
7	47	47	47	47	47	47	47	47	47	47	47	14	14	14	45	45
8	12	12	14	14	14	14	14	14	14	14	14	45	45	45	37	37
9	14	14	12	45	45	45	45	45	45	45	45	37	37	37	12	12
10	9	9	45	12	12	12	12	12	12	12	12	12	12	12	9	9
11	45	45	9	9	9	9	9	9	9	9	9	9	9	9	76	76
12	76	76	76	76	76	76	76	76	76	76	76	76	76	76	4	4
13	30	30	30	30	30	30	30	30	4	4	4	4	4	4	30	30
14	4	4	4	4	4	4	4	4	30	30	30	30	30	30	71	71
15	16	16	71	71	71	71	71	71	71	71	71	71	71	71	66	66
16	71	71	16	16	5	5	66	66	66	66	66	66	66	66	5	5
17	21	21	21	21	66	66	5	5	5	5	5	5	5	5	93	93
18	57	57	57	5	57	93	93	93	93	93	93	93	93	93	57	8
19	5	5	5	57	93	57	57	86	57	57	57	57	57	57	11	57
20	86	86	93	66	86	86	86	86	57	86	86	11	11	11	8	11
21	93	93	66	93	11	11	11	11	11	11	11	8	8	8	21	21
22	11	11	86	86	21	8	8	8	8	8	8	21	21	21	16	16
23	66	66	11	11	8	21	21	21	21	21	16	16	16	16	17	
24	8	8	8	8	16	16	16	16	16	16	16	17	17	17		
25	17	17	17	17	17	17	17	17	17	17	17					

Final Result		
1	3 UGOCHUKWU U.	Laps 16
2	31 BOHRA A.	1.126
3	13 WHARTON J.	5.257
4	23 LINDBLAD A.	5.601
5	20 DAVID Z.	15.104
6	14 AL DHAHERI R.	15.871
7	45 BEETON J.	16.877
8	37 SZTUKA K.	17.923
9	12 PRADEL G.	21.127
10	9 SPINA A.	24.977
11	76 NARAC R.	25.534
12	4 SARRAZIN P.	25.627
13	30 LUND F.	25.954
14	71 PEEBLES G.	26.606
15	66 LIU R.	26.862
16	5 LARINI D.	29.134
17	93 QUINTARELLI M.	32.200
18	8 TAPONEN T.	50.900
19	57 BHIROMBHAKDI N.	51.145
20	11 AKHMEDKHODJAEV	51.445
21	21 HAUSMANN T.	1'10.694
22	16 NOBELS A.	1'37.819
23	17 DOMINGUES I. (P)	1 Lap
24	47 LACORTE N.	2 Laps
25	86 DE LA TORRE D.	5 Laps
RET	15 BADOER B.	





Aut.Int. Mugello 5.245 m

ACI Racing Weekend Mugello, 8-9 Luglio 2023

Euro4 Championship - Best Sectors & Speed Race 2

RESULTS

			Laps
1	3 UGOCHUKWU Ugo	Tatuus F4-T421	16
2	31 BOHRA Akshay	Tatuus F4-T421	1.126
3	13 WHARTON James	Tatuus F4-T421	5.257
4	23 LINDBLAD Arvid	Tatuus F4-T421	5.601
5	20 DAVID Zachary	Tatuus F4-T421	15.104
6	14 AL DHAHERI Rashid	Tatuus F4-T421	15.871
7	45 BEETON Jack	Tatuus F4-T421	16.877
8	37 SZTUKA Kacper	Tatuus F4-T421	17.923
9	12 PRADEL Gianmarco	Tatuus F4-T421	21.127
10	9 SPINA Alfio	Tatuus F4-T421	24.977
11	76 NARAC Raphael	Tatuus F4-T421	25.534
12	4 SARRAZIN Pablo	Tatuus F4-T421	25.627
13	30 LUND Frederik	Tatuus F4-T421	25.954
14	71 PEEBLES Griffin	Tatuus F4-T421	26.606
15	66 LIU Ruiqi	Tatuus F4-T421	26.862
16	5 LARINI Davide	Tatuus F4-T421	29.134
17	93 QUINTARELLI Matteo	Tatuus F4-T421	32.200
18	8 TAPONEN Tuukka	Tatuus F4-T421	50.900
19	57 BHIROMBHAKDI Nandhavud	Tatuus F4-T421	51.145
20	11 AKHMEDKHODJAEV Ismail	Tatuus F4-T421	51.445
21	21 HAUSMANN Tina	Tatuus F4-T421	1'10.694
22	16 NOBELS Aurelia Corine	Tatuus F4-T421	1'37.819
23	17 DOMINGUES Ivan	Tatuus F4-T421	1 Lap
24	47 LACORTE Nicola	Tatuus F4-T421	2 Laps
25	86 DE LA TORRE Diego	Tatuus F4-T421	5 Laps
RET	15 BADOER Brando	Tatuus F4-T421	

SPEED

1	4 SARRAZIN Pablo	Tatuus F4-T421	236,3
2	9 SPINA Alfio	Tatuus F4-T421	235,8
3	71 PEEBLES Griffin	Tatuus F4-T421	235,8
4	86 DE LA TORRE Diego	Tatuus F4-T421	235,3
5	12 PRADEL Gianmarco	Tatuus F4-T421	234,8
6	17 DOMINGUES Ivan	Tatuus F4-T421	234,8
7	93 QUINTARELLI Matteo	Tatuus F4-T421	234,8
8	37 SZTUKA Kacper	Tatuus F4-T421	234,3
9	16 NOBELS Aurelia Corine	Tatuus F4-T421	233,8
10	20 DAVID Zachary	Tatuus F4-T421	233,8
11	14 AL DHAHERI Rashid	Tatuus F4-T421	233,8
12	45 BEETON Jack	Tatuus F4-T421	233,8
13	66 LIU Ruiqi	Tatuus F4-T421	233,8
14	47 LACORTE Nicola	Tatuus F4-T421	233,3
15	30 LUND Frederik	Tatuus F4-T421	232,8
16	76 NARAC Raphael	Tatuus F4-T421	232,3
17	31 BOHRA Akshay	Tatuus F4-T421	232,3
18	23 LINDBLAD Arvid	Tatuus F4-T421	231,8
19	21 HAUSMANN Tina	Tatuus F4-T421	231,8
20	11 AKHMEDKHODJAEV Ismail	Tatuus F4-T421	230,8
21	57 BHIROMBHAKDI Nandhavud	Tatuus F4-T421	229,8
22	5 LARINI Davide	Tatuus F4-T421	229,8
23	8 TAPONEN Tuukka	Tatuus F4-T421	229,8
24	13 WHARTON James	Tatuus F4-T421	229,3
25	3 UGOCHUKWU Ugo	Tatuus F4-T421	228,3

SEG. 1

1	31 BOHRA Akshay	27.020
2	23 LINDBLAD Arvid	27.096
3	3 UGOCHUKWU Ugo	27.124
4	13 WHARTON James	27.130
5	37 SZTUKA Kacper	27.169
6	20 DAVID Zachary	27.204
7	9 SPINA Alfio	27.206
8	93 QUINTARELLI Matteo	27.245
9	12 PRADEL Gianmarco	27.258
10	47 LACORTE Nicola	27.265
11	76 NARAC Raphael	27.284
12	45 BEETON Jack	27.301
13	4 SARRAZIN Pablo	27.309
14	14 AL DHAHERI Rashid	27.310
15	66 LIU Ruiqi	27.324
16	8 TAPONEN Tuukka	27.359
17	16 NOBELS Aurelia Corine	27.381
18	71 PEEBLES Griffin	27.387
19	5 LARINI Davide	27.395
20	30 LUND Frederik	27.448
21	17 DOMINGUES Ivan	27.484
22	11 AKHMEDKHODJAEV Is	27.532
23	21 HAUSMANN Tina	27.692
24	57 BHIROMBHAKDI Nandh	27.905
25	86 DE LA TORRE Diego	28.006

SEG. 2

1	3 UGOCHUKWU Ugo	21.784
2	23 LINDBLAD Arvid	21.900
3	13 WHARTON James	21.945
4	31 BOHRA Akshay	21.985
5	4 SARRAZIN Pablo	22.099
6	20 DAVID Zachary	22.113
7	8 TAPONEN Tuukka	22.113
8	76 NARAC Raphael	22.165
9	37 SZTUKA Kacper	22.170
10	47 LACORTE Nicola	22.203
11	9 SPINA Alfio	22.211
12	45 BEETON Jack	22.215
13	14 AL DHAHERI Rashid	22.246
14	12 PRADEL Gianmarco	22.246
15	30 LUND Frederik	22.289
16	5 LARINI Davide	22.338
17	66 LIU Ruiqi	22.346
18	71 PEEBLES Griffin	22.346
19	16 NOBELS Aurelia Corine	22.464
20	93 QUINTARELLI Matteo	22.465
21	17 DOMINGUES Ivan	22.481
22	86 DE LA TORRE Diego	22.576
23	57 BHIROMBHAKDI Nandh	22.645
24	11 AKHMEDKHODJAEV Is	22.651
25	21 HAUSMANN Tina	22.959

SEG. 3

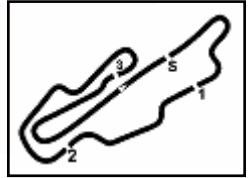
1	3 UGOCHUKWU Ugo	33.747
2	23 LINDBLAD Arvid	33.910
3	13 WHARTON James	33.922
4	31 BOHRA Akshay	33.993
5	20 DAVID Zachary	34.105
6	76 NARAC Raphael	34.129
7	47 LACORTE Nicola	34.143
8	14 AL DHAHERI Rashid	34.164
9	30 LUND Frederik	34.213
10	4 SARRAZIN Pablo	34.235
11	93 QUINTARELLI Matteo	34.262
12	66 LIU Ruiqi	34.282
13	45 BEETON Jack	34.282
14	37 SZTUKA Kacper	34.286
15	71 PEEBLES Griffin	34.290
16	16 NOBELS Aurelia Corine	34.326
17	8 TAPONEN Tuukka	34.327
18	12 PRADEL Gianmarco	34.342
19	5 LARINI Davide	34.366
20	9 SPINA Alfio	34.406
21	17 DOMINGUES Ivan	34.421
22	11 AKHMEDKHODJAEV Is	34.495
23	57 BHIROMBHAKDI Nandh	34.633
24	86 DE LA TORRE Diego	34.725
25	21 HAUSMANN Tina	34.767

SEG. 4

1	31 BOHRA Akshay	27.167
2	47 LACORTE Nicola	27.217
3	37 SZTUKA Kacper	27.270
4	45 BEETON Jack	27.373
5	4 SARRAZIN Pablo	27.373
6	20 DAVID Zachary	27.400
7	21 HAUSMANN Tina	27.405
8	3 UGOCHUKWU Ugo	27.443
9	12 PRADEL Gianmarco	27.443
10	13 WHARTON James	27.444
11	14 AL DHAHERI Rashid	27.465
12	9 SPINA Alfio	27.468
13	93 QUINTARELLI Matteo	27.470
14	8 TAPONEN Tuukka	27.478
15	23 LINDBLAD Arvid	27.491
16	66 LIU Ruiqi	27.494
17	76 NARAC Raphael	27.503
18	71 PEEBLES Griffin	27.530
19	30 LUND Frederik	27.581
20	16 NOBELS Aurelia Corine	27.585
21	86 DE LA TORRE Diego	27.602
22	5 LARINI Davide	27.659
23	17 DOMINGUES Ivan	27.716
24	11 AKHMEDKHODJAEV Is	27.838
25	57 BHIROMBHAKDI Nandh	27.880

09/07/2023





ACI Racing Weekend Mugello, 8-9 Luglio 2023

Euro4 Championship - Chronological Analysis Race 2

Start at 11:27'03.273

2 / 4

11	27.344	22.435	34.406	27.490	1'51.675	228,8	11:49'33.285
12	27.310	22.246	34.576	27.452	1'51.584	228,3	11:51'24.869
13	27.632	22.529	34.664	27.443	1'52.268	234,3	11:53'17.137
14	27.496	22.546	34.862	27.600	1'52.504	230,8	11:55'09.641
15	27.640	22.398	34.723	27.478	1'52.239	228,3	11:57'01.880
16	28.087	22.973	35.827	28.150	1'55.037	227,8	11:58'56.917

Race Time 33'10.336

17 I. DOMINGUES (1'52.274)

Lap	Seg.1	Seg.2	Seg.3	Seg.4	Lap Time	km/h	Local Time
1		29.573	52.081	37.223	5'46.046	148,6	11:32'49.319
2	27.903	23.042	35.451	27.716	1'54.112	232,8	11:34'43.431
3	27.855	22.821	35.110	28.071	1'53.857	234,8	11:36'37.288
4	28.183	23.131	34.903	27.727	1'53.944	231,8	11:38'31.232
5	28.030	22.855	34.702	27.725	1'53.312	230,3	11:40'24.544
6	27.633	22.631	34.651	27.818	1'52.733	233,3	11:42'17.277
7	27.565	22.481	34.449	27.852	1'52.347	226,9	11:44'09.624
8	27.484	22.489	34.421	27.880	1'52.274	226,9	11:46'01.898
9	27.537	22.485	34.565	27.954	1'52.541	226,4	11:47'54.439
10	27.578	22.546	34.650	27.982	1'52.756	226,9	11:49'47.195
11	27.639	22.551	34.556	27.818	1'52.564	226,4	11:51'39.759
12	27.696	22.724	34.620	27.934	1'52.974	226,4	11:53'32.733
13	27.714	22.755	34.751	27.876	1'53.096	225,9	11:55'25.829
14	27.833	22.669	34.792	28.042	1'53.336	225,0	11:57'19.165
15	28.108	22.880	35.177	28.086	1'54.251	225,0	11:59'13.416

Race Time 32'10.143 + 2'00.000Pen

20 Z. DAVID (1'50.871)

Lap	Seg.1	Seg.2	Seg.3	Seg.4	Lap Time	km/h	Local Time
1		23.200	53.877	54.568	2'46.606		11:29'49.879
2	44.808	32.544	56.569	40.096	2'54.017	114,2	11:32'43.896
3	27.967	23.239	34.700	27.453	1'53.359	233,8	11:34'37.255
4	27.393	22.435	34.285	27.504	1'51.617	229,3	11:36'28.872
5	27.382	22.292	34.430	27.524	1'51.628	227,8	11:38'20.500
6	27.582	22.369	34.171	27.508	1'51.630	227,8	11:40'12.130
7	27.451	22.213	34.238	27.453	1'51.355	227,8	11:42'03.485
8	27.410	22.290	34.208	27.400	1'51.308	227,4	11:43'54.793
9	27.204	22.113	34.105	27.449	1'50.871	227,4	11:45'45.664
10	27.314	22.209	34.299	27.530	1'51.352	227,8	11:47'37.016
11	27.313	22.230	34.483	27.610	1'51.636	226,9	11:49'28.652
12	27.386	22.294	34.383	27.547	1'51.610	227,8	11:51'20.262
13	27.480	22.323	34.469	27.527	1'51.799	227,4	11:53'12.061
14	28.292	22.521	34.586	27.611	1'53.010	227,8	11:55'05.071
15	28.200	22.439	34.617	27.743	1'52.999	226,9	11:56'58.070
16	27.903	22.449	34.829	27.643	1'52.824	224,5	11:58'50.894

Race Time 31'47.621

14 R. AL DHAHERI (1'51.253)

Lap	Seg.1	Seg.2	Seg.3	Seg.4	Lap Time	km/h	Local Time
1		23.244	55.147	54.744	2'49.004		11:29'52.277
2	44.422	32.388	55.698	39.963	2'52.471	109,3	11:32'44.748
3	27.706	23.260	35.094	27.701	1'53.761	233,8	11:34'38.509
4	27.778	22.405	34.763	27.576	1'52.522	228,3	11:36'31.031
5	27.618	22.385	34.272	27.604	1'51.879	228,3	11:38'22.910
6	27.623	22.246	34.297	27.502	1'51.668	228,3	11:40'14.578
7	27.355	22.247	34.186	27.465	1'51.253	228,3	11:42'05.831
8	27.340	22.305	34.170	27.525	1'51.340	227,4	11:43'57.171
9	27.336	22.286	34.164	27.516	1'51.302	226,9	11:45'48.473
10	27.310	22.303	34.266	27.569	1'51.448	227,8	11:47'39.921
11	27.459	22.306	34.389	27.561	1'51.715	225,9	11:49'31.636
12	27.339	22.337	34.637	27.563	1'51.876	227,8	11:51'23.512
13	27.466	22.356	34.504	27.518	1'51.844	227,4	11:53'15.356
14	27.577	22.317	34.402	27.612	1'51.908	227,8	11:55'07.264
15	27.566	22.411	34.620	27.628	1'52.225	226,9	11:56'59.489
16	27.552	22.347	34.657	27.616	1'52.172	226,9	11:58'51.661

Race Time 31'48.388

16 A. NOBELS (1'51.811)

Lap	Seg.1	Seg.2	Seg.3	Seg.4	Lap Time	km/h	Local Time
1		23.703	57.903	54.973	2'54.118		11:29'57.391
2	44.467	32.620	52.854	38.914	2'48.855	115,3	11:32'46.246
3	28.247	23.222	35.240	27.998	1'54.707	232,3	11:34'40.953
4	27.747	23.067	34.659	27.793	1'53.266	229,8	11:36'34.219
5	31.437	26.773	39.414	1'10.567	2'48.191P	233,8	11:39'22.410
6	35.574	23.912	36.001	28.025	2'03.512P	160,0	11:41'25.922
7	27.769	22.760	34.778	27.722	1'53.029	225,0	11:43'18.951
8	27.437	22.636	34.727	27.660	1'52.460	225,0	11:45'11.411
9	27.427	22.468	34.458	27.636	1'51.989	227,4	11:47'03.400
10	27.436	22.464	34.326	27.585	1'51.811	225,9	11:48'55.211
11	27.381	22.482	34.591	27.666	1'52.120	225,9	11:50'47.331
12	27.613	22.557	34.540	27.763	1'52.473	225,5	11:52'39.804
13	27.916	22.704	34.707	27.753	1'53.080	226,9	11:54'32.884
14	27.710	22.574	34.611	27.755	1'52.650	227,4	11:56'25.534
15	28.912	22.672	34.828	27.998	1'54.410	214,3	11:58'19.944
16	28.501	22.673	34.688	27.803	1'53.665	216,9	12:00'13.609

Race Time 32'43.211

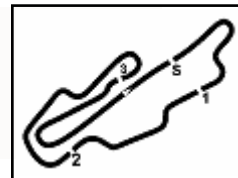
23 A. LINDBLAD (1'50.565)

Lap	Seg.1	Seg.2	Seg.3	Seg.4	Lap Time	km/h	Local Time
1		22.021	53.378	54.089	2'42.930		11:29'46.203
2	44.700	33.420	57.408	41.444	2'56.972	110,3	11:32'43.175
3	28.426	22.774	34.386	27.524	1'53.110	218,6	11:34'36.285
4	27.229	22.229	33.951	27.496	1'50.905	230,8	11:36'27.190

09/07/2023

P = Pits In/Out - C = Lap Time Cancelled





Aut.Int. Mugello 5.245 m

ACI Racing Weekend Mugello, 8-9 Luglio 2023

Euro4 Championship - Chronological Analysis Race 2

Start at 11:27'03.273

4 / 4

66 R. LIU (1'51.677)							
Lap	Seg.1	Seg.2	Seg.3	Seg.4	Lap Time	km/h	Local Time
1		22.812	57.287	56.175	3'01.177		11:30'04.450
2	43.447	30.913	52.547	37.613	2'44.520	116,1	11:32'48.970
3	27.577	23.333	35.369	27.610	1'53.889	228,3	11:34'42.859
4	27.630	23.040	34.978	27.661	1'53.309	233,8	11:36'36.168
5	28.401	22.645	34.482	27.524	1'53.052	229,3	11:38'29.220
6	27.373	22.521	34.282	27.501	1'51.677	231,3	11:40'20.897
7	27.437	22.346	34.459	27.507	1'51.749	232,3	11:42'12.646
8	27.445	22.550	34.487	27.494	1'51.976	228,3	11:44'04.622
9	27.432	22.436	34.555	27.553	1'51.976	227,4	11:45'56.598
10	27.375	22.421	34.531	27.540	1'51.867	227,4	11:47'48.465
11	27.476	22.574	34.606	27.563	1'52.219	227,4	11:49'40.684
12	27.324	22.439	34.878	27.501	1'52.142	227,8	11:51'32.826
13	27.533	22.602	34.684	27.536	1'52.355	227,8	11:53'25.181
14	27.525	22.496	34.742	27.552	1'52.315	229,3	11:55'17.496
15	27.496	22.443	34.830	27.561	1'52.330	228,8	11:57'09.826
16	27.550	22.681	34.973	27.622	1'52.826	228,8	11:59'02.652
Race Time 31'59.379							

71 G. PEEBLES (1'51.691)							
Lap	Seg.1	Seg.2	Seg.3	Seg.4	Lap Time	km/h	Local Time
1		23.806	58.218	54.945	2'54.599		11:29'57.872
2	44.468	32.457	53.003	38.525	2'48.453	117,5	11:32'46.325
3	27.751	23.267	35.317	27.656	1'53.991	233,8	11:34'40.316
4	27.827	23.126	34.708	27.564	1'53.225	235,8	11:36'33.541
5	27.849	22.616	34.469	27.604	1'52.538	229,3	11:38'26.079
6	27.543	22.754	34.544	27.547	1'52.388	230,3	11:40'18.467
7	27.387	22.624	34.654	27.554	1'52.219	231,3	11:42'10.686
8	27.426	22.439	34.290	27.536	1'51.691	229,3	11:44'02.377
9	27.426	22.841	34.538	27.573	1'52.378	229,8	11:45'54.755
10	27.428	22.507	34.453	27.683	1'52.071	231,8	11:47'46.826
11	27.521	22.417	34.509	27.624	1'52.071	229,8	11:49'38.897
12	27.843	22.410	34.707	27.530	1'52.490	231,3	11:51'31.387
13	28.008	22.553	34.843	27.656	1'53.060	231,8	11:53'24.447
14	27.513	22.346	34.725	27.650	1'52.234	229,3	11:55'16.681
15	27.600	22.446	34.769	27.692	1'52.507	229,3	11:57'09.188
16	27.779	22.591	35.098	27.740	1'53.208	229,3	11:59'02.396
Race Time 31'59.123							

76 R. NARAC (1'51.430)							
Lap	Seg.1	Seg.2	Seg.3	Seg.4	Lap Time	km/h	Local Time
1		23.427	56.340	54.946	2'51.226		11:29'54.499
2	44.693	31.856	54.950	39.314	2'50.813	109,1	11:32'45.312
3	28.136	23.230	35.258	27.708	1'54.332	232,3	11:34'39.644
4	27.880	22.689	34.791	27.831	1'53.191	229,8	11:36'32.835
5	27.284	22.380	34.557	27.803	1'52.024	230,8	11:38'24.859
6	27.382	22.335	34.455	27.821	1'51.993	231,3	11:40'16.852
7	27.385	22.184	34.129	27.732	1'51.430	231,8	11:42'08.282
8	27.371	22.388	34.398	27.503	1'51.660	231,3	11:43'59.942
9	27.553	22.430	34.327	27.801	1'52.111	230,8	11:45'52.053
10	27.438	22.289	34.332	27.925	1'51.984	226,9	11:47'44.037
11	27.636	22.165	34.283	27.814	1'51.898	226,4	11:49'35.935
12	27.686	22.238	34.413	27.867	1'52.204	229,8	11:51'28.139
13	27.736	22.422	34.788	27.800	1'52.746	230,8	11:53'20.885
14	27.697	22.652	34.700	28.031	1'53.080	229,3	11:55'13.965
15	27.994	22.566	34.831	27.942	1'53.333	228,3	11:57'07.298
16	28.352	22.643	34.877	28.154	1'54.026	221,3	11:59'01.324
Race Time 31'58.051							

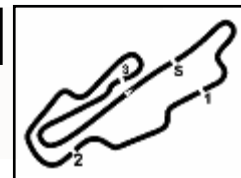
86 D. DE LA TORRE (1'53.307)							
Lap	Seg.1	Seg.2	Seg.3	Seg.4	Lap Time	km/h	Local Time
1		24.183	1'00.369	55.537	2'58.309		11:30'01.582
2	43.661	31.668	52.730	38.394	2'46.453	130,1	11:32'48.035
3	28.390	23.279	35.732	27.774	1'55.175	231,8	11:34'43.210
4	28.221	22.875	35.201	27.884	1'54.181	230,3	11:36'37.391

09/07/2023

P = Pits In/Out - C = Lap Time Cancelled

5	28.274	23.067	35.046	27.602	1'53.989	234,3	11:38'31.380
6	28.016	22.981	34.748	27.625	1'53.370	235,3	11:40'24.750
7	28.006	22.877	35.103	27.921	1'53.907	234,3	11:42'18.657
8	28.142	22.985	34.725	27.744	1'53.596	223,1	11:44'12.253
9	28.195	22.576	34.851	27.685	1'53.307	225,0	11:46'05.560
10	28.224	22.705	34.933	27.605	1'53.467	223,6	11:47'59.027
11	28.190	22.740	35.111	27.761	1'53.802	221,3	11:49'52.829
Race Time 22'49.556							

93 M. QUINTARELLI (1'51.554)							
Lap	Seg.1	Seg.2	Seg.3	Seg.4	Lap Time	km/h	Local Time
1		24.615	1'00.511	55.788	2'59.373		11:30'02.646
2	43.459	31.427	52.692	38.167	2'45.745	124,6	11:32'48.391
3	27.658	23.470	35.134	27.770	1'54.032	232,3	11:34'42.423
4	28.204	23.195	35.275	27.728	1'54.402	232,8	11:36'36.825
5	28.355	23.074	34.905	27.982	1'54.316	231,3	11:38'31.141
6	27.245	22.465	34.262	27.582	1'51.554	234,8	11:40'22.695
7	27.390	22.486	34.332	27.554	1'51.762	226,9	11:42'14.457
8	27.584	22.563	34.445	27.470	1'52.062	228,3	11:44'06.519
9	27.459	22.563	34.551	27.493	1'52.066	229,8	11:45'58.585
10	27.380	22.556	34.506	27.610	1'52.052	232,3	11:47'50.637
11	27.536	22.574	34.582	27.662	1'52.354	230,8	11:49'42.991
12	27.605	22.600	34.601	27.679	1'52.485	226,9	11:51'35.476
13	27.530	22.733	34.729	27.695	1'52.687	226,9	11:53'28.163
14	27.606	22.587	34.930	27.909	1'53.032	227,8	11:55'21.195
15	27.740	22.821	34.969	27.741	1'53.271	228,8	11:57'14.466
16	27.887	22.940	35.034	27.663	1'53.524	225,5	11:59'07.990
Race Time 32'04.717							



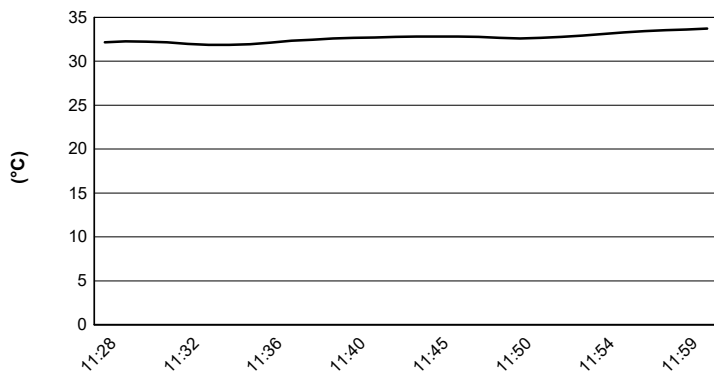
Aut.Int. Mugello 5.245 m

ACI Racing Weekend Mugello, 8-9 Luglio 2023

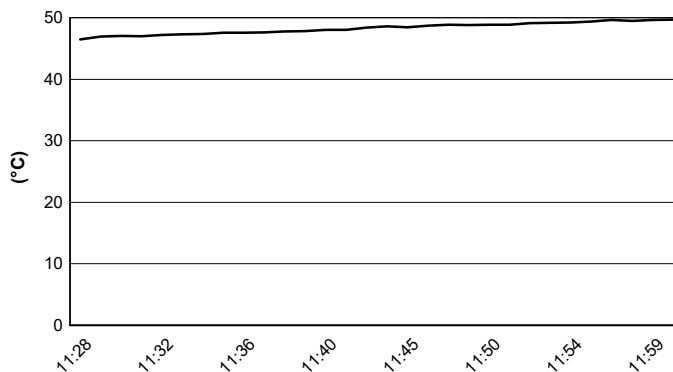
Euro4 Championship - Weather Report Race 2

Session started 11:28 - Session ended 12:00

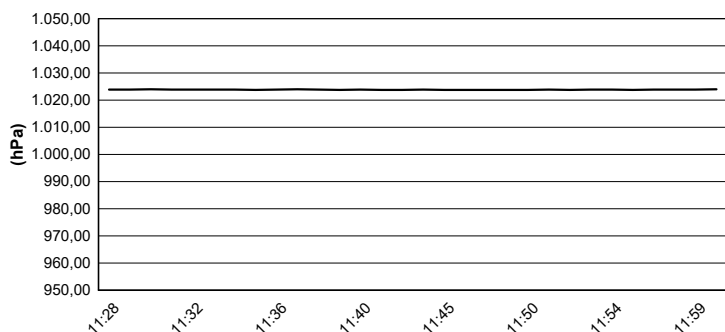
Air Temperature



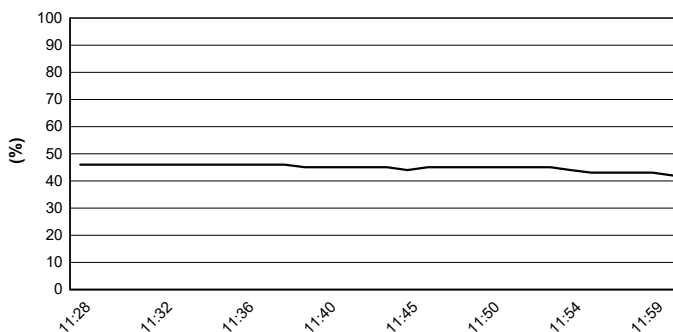
Track Temperature



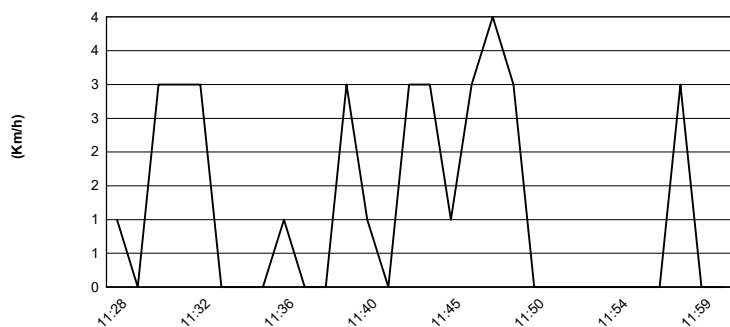
Air Pressure



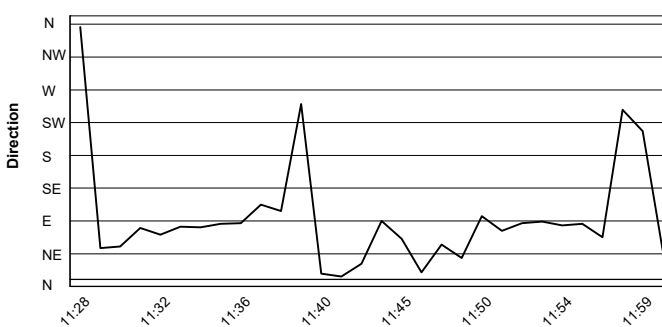
Humidity



Wind Speed

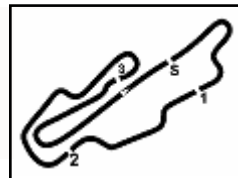


Wind Direction



09/07/2023




ACI Racing Weekend Mugello, 8-9 Luglio 2023
Euro4 Championship - Starting Grid - Race 2 (Duration: 30' +1 Lap)

Aut.Int. Mugello 5.245 m

13	86	DE LA TORRE D. AKM Motorsport	Tatuus 1'50.236	11	AKHMEDKHODJAEV I Van Amersfoort Racing	Tatuus
12	71	PEEBLES G. BVM Racing	Tatuus 1'49.588	93	QUINTARELLI M. R-ace GP	Tatuus 1'49.665
11	57	BHIROMBHAKDI N. PHM Racing	Tatuus 1'49.463	5	LARINI D. AKM Motorsport	Tatuus 1'49.475
10	21	HAUSMANN T. AKM Motorsport	Tatuus 1'49.450	16	NOBELS A. Prema Racing	Tatuus 1'49.455
9	30	LUND F. Van Amersfoort Racing	Tatuus 1'49.343	4	SARRAZIN P. Van Amersfoort Racing	Tatuus 1'49.447
8	76	NARAC R. R-ace GP	Tatuus 1'48.805	9	SPINA A. BVM Racing	Tatuus 1'48.951
7	66	LIU R. US Racing	Tatuus 1'48.686	45	BEETON J. Van Amersfoort Racing	Tatuus 1'48.804
6	8	TAPONEN T. Prema Racing	Tatuus 1'48.430	17	DOMINGUES I. Van Amersfoort Racing	Tatuus 1'48.479
5	15	BADOER B. Van Amersfoort Racing	Tatuus 1'48.332	12	PRADEL G. US Racing	Tatuus 1'48.394
4	47	LACORTE N. Prema Racing	Tatuus 1'48.310	14	AL DHAHERI R. Prema Racing	Tatuus 1'48.320
3	37	SZTUKA K. US Racing	Tatuus 1'48.029	20	DAVID Z. US Racing	Tatuus 1'48.037
2	13	WHARTON J. Prema Racing	Tatuus 1'47.881	31	BOHRA A. US Racing	Tatuus 1'47.960
1	23	LINDBLAD A. Prema Racing	Tatuus 1'47.740	3	UGOCHUKWU U. Prema Racing	Tatuus 1'47.850

